


2025 Raffle Quilt Blocks

The Quilt Show Committee is requesting your participation in making blocks for the Raffle Quilt to be awarded at the 2025 Quilt Show.

Make 3 identical 9-patch blocks from 2 blue fabrics.

The fabrics should be blue prints with tones, tints and shades of blue and no other colors. Bits of black, white or grey are acceptable to make the fabric lighter or darker.

The two fabrics should have some contrast in value (lighter and darker).

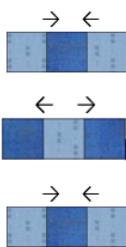


The color palate to choose from includes all shades of blue; ranging from teal, turquoise, true blues and blue-violets (periwinkle).


The fabrics should be good quality quilting cottons, clean and free of odors. Measure accurately and sew with a scant quarter inch seam. Place the lighter of your two fabrics in the corners and center of the blocks.

To make 3 identical nine-patch blocks:

1. Cut 15 two-inch squares from the lighter blue fabric.
2. Cut 12 two-inch squares from the darker blue fabric.
3. Sew the light and dark fabrics together in 3 rows as shown. Make three identical sets. Press the seams towards the darker fabric.




4. Sew the three rows together, nesting the seams.
5. The seams can be pressed towards the center or twirled. Both methods are acceptable.



6. Measure your finished blocks. The finished size should measure 5 inches square.

Twirling (or spinning) seams helps the intersections lay flat.

To twirl the seams:
Take out the few stitches in the seam allowances at the 4 intersections. Open the seam all opposite direction intersection. You only one way. This will create 4 intersections.



The completed blocks are due at the March 2024 meeting.