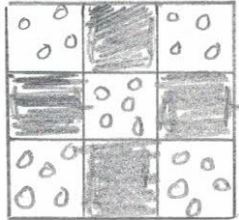


Raffle Quilt 2021- Block 3

This block is a simple **Nine Patch**. Accuracy in sewing and trimming will make the piecing of the block even easier.



Fabrics to be used:

- Use good quality cotton fabric in **light to medium/dark values**. The fabric should "stand out" from the black background.
- **No** novelty, children or seasonal fabrics.
- Use **dark thread** for piecing.

You will be making **(4) Nine Patch** blocks- each block is made with one fabric combined with the supplied black background fabric. If possible, **make each block with a different fabric**.

Guild supplies: (8) 1 ½" x 2" black background

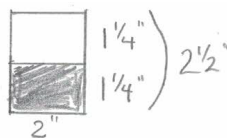
(4) 1 ½" x 3 ½" black background

You supply: (2) 1 ½" x 3 ½" in 4 different fabrics

(1) 1 ½" x 2" in 4 different fabrics

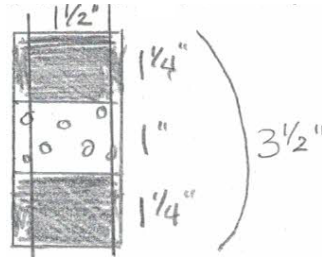
The strips that are sewn together will be slightly longer than required to allow for trimming to the correct size.

- (1) Using (1) 1 ½"x 2" black and (1) 1 ½"x 2" colour, sew with a scant ¼" along the longer side.
- (2) Press the seam towards the black fabric.
- (3) Measure the width of the strip. It should measure 2 ½" wide.
 - If it is too small (under 2 ½"), you will need to adjust your seam allowance to make the seam narrower.
 - If it is too wide (larger than 2 ½"), measure 1 ¼" from the seam line to the outer edge and trim off the excess. Repeat on the other side of the seam. It should now measure 2 ½"



(4) Add the other $1\frac{1}{2}$ " x 2" black to the coloured strip. Press the seam towards the black fabric. It should now measure $3\frac{1}{2}$ " x 2". Correct if necessary.

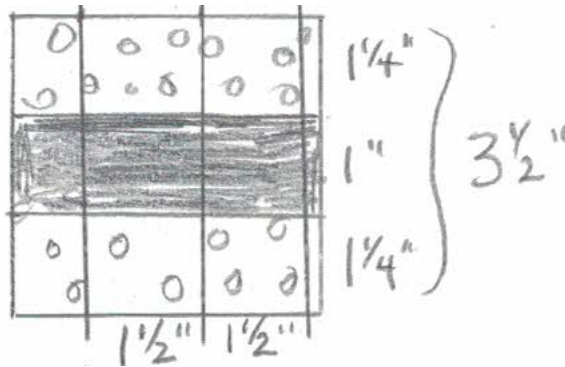
(5) Straighten one end of the strip to even it, then cut (1) $1\frac{1}{2}$ " x $3\frac{1}{2}$ " strip.



(6) Repeat the steps above with the $1\frac{1}{2}$ " x $3\frac{1}{2}$ " black fabric and (2) $1\frac{1}{2}$ " x $3\frac{1}{2}$ " coloured fabric that match the strip set made above.

After adding the last coloured strip, it should measure $3\frac{1}{2}$ " wide and $3\frac{1}{2}$ " long.

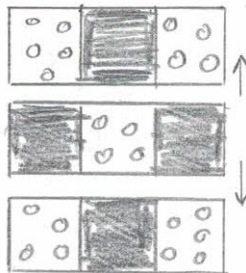
Straighten one end and then cut 2) $1\frac{1}{2}$ " x $3\frac{1}{2}$ " strips.



Sewing the Nine Patch

Sew the strips together, matching the seams, and using all the same fabrics.

Press seams away from the center



Thank you for your contribution of time and fabric to the Guild raffle quilt. It is greatly appreciated! Please remember to bring the completed blocks to the next guild meeting.