

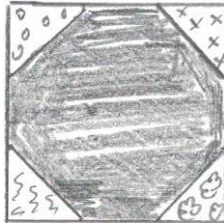
Raffle Quilt 2021- Block 1 & 2

The two blocks are easily constructed. You are supplied with the background fabric (black) and you will be required to supply a small variety of your own fabric.

Fabrics to be used

- Use good quality cotton fabric in light to medium-dark values. The fabric should "standout" from the black background fabric.
- No novelty, children or seasonal fabric.
- Use dark thread for piecing.

Block 1- Snowball

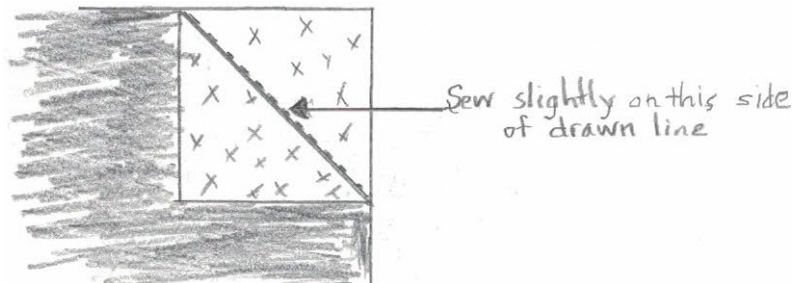


This is a simple block that will not take long to sew. Accuracy in piecing will ensure a properly sized block.

Guild supplies: 9 ½" x 9 ½" black


You supply: 4 different 3 ½" x 3 ½" squares of light to medium/dark

1. Draw a line from corner to corner on the wrong side of your 3 ½" squares.
2. Place a square on the corner, right sides together, making sure that the edges are aligned, and the drawn angle is as shown below:



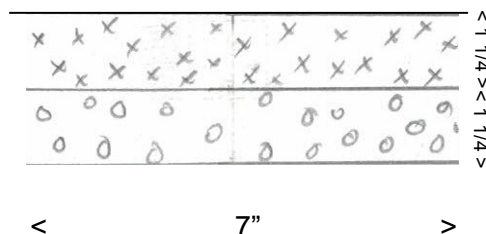
3. Stitch along the drawn line, but slightly closer to the block corner, as shown above. This will assist with accuracy.
4. When triangle is folded back, it should complete the corner square evenly.
5. Trim the seam to ¼" and press the triangle and seam towards the corner.
6. **Repeat with all 4 corners.** The block should be 9 ½" x 9 ½".

Block 2: Strip Set

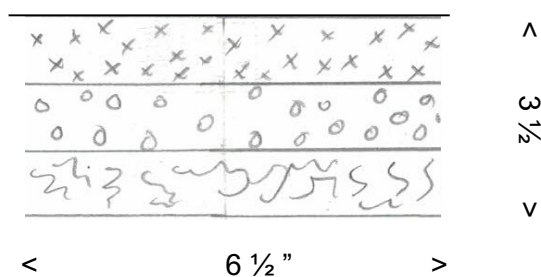


Using the same fabrics or different ones to those used in the Snowball block;

1. Cut a **total** of 6- $1\frac{1}{2}$ " x 7" strips.
2. Sew 2 different $1\frac{1}{2}$ " strips together, along the long side.
3. Press the seam (pressing should be all **in one** direction).
4. Measure the width of the joined strip. It should measure $1\frac{1}{4}$ " from the seam to the outer edge on each side of the seam for a total of $2\frac{1}{2}$ ".



5. If the measurement is not correct- either adjust your seam allowance size or trim excess fabric.
6. Add another $1\frac{1}{2}$ " strip. Press and measure, it should now be $3\frac{1}{2}$ " x 7".
7. Even one end of the joined strip set and then trim the strip set to $6\frac{1}{2}$ ".



8. The block should be $3\frac{1}{2}$ " x $6\frac{1}{2}$ ".
9. Repeat with 3 more strips to make 2 blocks.

Thank you for contribution of time and fabric to the Guild raffle quilt. It is greatly appreciated!

Please remember to bring the completed blocks to the next guild meeting.