

May 2009
Volume 25, Issue 9

PATCHWORK PATTERN

P.O. Box 95574, 474 Davis Drive, Newmarket, ON L3Y 2N7

www.regionofyorkquiltersguild.ca

Message from our President

Spring has sprung! Isn't it nice to be able to go out sometimes without being bundled up? Our thoughts are moving away from hunkering down with a good quilt to more outside, fresh air adventures.

May is our final meeting for the year and marks the end of my first year in this position – it's gone very fast! What a great year it has been with our amazing show and the awesome speakers and workshops we've had.

Next year promises to be as exciting as this one so hold on for the ride. We will be having our Quilt-a-thon November 20 – 22 so check out TheQuilt.com. The money we collect will provide practical support for people with cancer: wigs, rides, meals, babysitting – things like that. You can print off a pledge form from their site or pick one up at our meetings. You will pay \$10 for registration and ask your friends and family to sponsor you to quilt for a few hours. You will love the quilt that Susan Cox has made and donated for this endeavour!

See you on May 27th. It's a potluck so check out the note from Social in this newsletter.

Bonnie

Inside this issue:

Message	1
Social	2
Quilt Show	3
Library	4
Display	4
Workshops	4
Program	6
Outreach	7
In House Raffle	7
Block of Month	8
Workshop	10

Remember to Bring to our Next Meeting May 27th, 2009:

- * Membership card and badge
- * Coffee Mug
- * Block of the Month: Twelve Triangles
- * Cuddle quilts for Outreach
- * Quilts to Display
- * Library Books

The Region of York Quilters Guild meetings are held at the Newmarket Seniors Meeting Place, 474 Davis Drive, Newmarket, on the 4th Wednesday of each month, September through May, excluding December.

The doors open at 7:00 p.m. for a half hour of socializing, signing up for workshops, and borrowing library books. All meetings begin at 7:30 p.m. with the business session followed by the program. Don't forget to check out the membership table for sale fliers, quilt

Executive

President	Bonnie Greflund	905-727-2921
Vice President	Paddy Honey	905-727-4831
Past President	Marilyn SoroChan	905-898-1274
Secretary		
Treasurer	Maria DeRuyte	905-939-0516
Block of the Month	Elaine Evans	905-898-7635
	Elizabeth Timm	905-853-0510
Display	Fran Wachna	905-884-1731
Historian	Trudy Bickford	905-936-4652
Library	Jackie Andersen	905-841-3665
Membership	Karen Meyers	905-898-7979
	Susan Anderson	905-478-4008
Newsletter	Elspeth King	519-940-3014
Outreach	Lyn Moore	905-953-9706
	Karen Rowe	905-836-5934
Program	Patti Carey	905-478-8475
Social	Pam Rimmer	905-836-1929
	Ardith Symmes	905-857-1575
Workshops	Trudy Bickford	905-936-4652
Website Diva	Irene Philp	905-895-8608
Quilt Show	Fran Wachna	905-884-1731

Newsletter DeadlineNext meeting:

See you Wednesday May 27th, 2009 at 7pm sharp. Don't forget to bring Block of the Month Twelve Triangles. Using the fabric given out at the April meeting. The pattern for May is in the April 2009 newsletter or in the member's section of our webpage www.regionofyorkquiltersguild.ca.

Social

At our last meeting in May we will have a "Pot Luck" feast. If your last name begins with the letters **A-M** please bring in anything "**SAVORY**." If your last name begins with the letters **N-Z** please bring in something "**SWEET**." Also please bring a plate, knife, fork, mug and a serving spoon for you dish (if necessary). Please pick up your dish at the end of the night. Beverages will be provided as usual.

Thank you so much to everyone who contributed to our "sweet table" this year. We appreciate your generosity and time.

Have a wonderful summer and see you in September. Ardith and Pam

Ardith and Pam

"WORKS OF HEART" 2009 Quilt Show

Congratulations to every member in the quilt guild who worked so hard on the show from the start two years ago to the final event. It was a success according to anyone who attended. There were many compliments each day on the quality of our work .. **"awesome!" "inspiring" "beautifully done!"** to the quantity **"every time we turned a corner there was another amazing piece..."** and variety **"so much to see...we had to go through 3 times."** **"really worth the trip to see the show..."** Even the volunteers who worked anytime from Fri. to Sun. remarked on how many quilted pieces they had never seen displayed at the meetings.. maybe because they were just finished in the last month ???

Thanks to Martha Schellingerhoud and Betty Goulden for organizing and managing the design, labelling, program and hanging of the show Friday night as well as efficiently overseeing the take down on Sunday. It was a wonderful display. It celebrated the creativity, workmanship, talent, hard work and quality efforts of the Guild members over the past two years. How could we estimate the number of hours of workshops, planning, intense discussions of fabric and colour choices, shopping, cutting, stitching, ripping, redrawing, stitching, ripping, handwork and finishing it took to produce the entries to the show. Without this process of completion the show would not "go on".

Congratulations to all members who made the deadlines to enter the show. My committee was so responsible and generous with their time and energy, right from the get go. Thank you.

We are happy to announce the lucky winner of the Raffle Quilt...**Paula Cook of Aurora**. Our member Carole Lypaczewski sold the winning ticket to her friend and delivered to quilt to a happy lady who will treasure the work that went into it.

We have plans to present our raffle profit cheques to the Region of York Women's Shelters at the May meeting.

We are now looking forward to the next show and will need members for the committee which will meet in September. Already members have volunteered for treasurer, publicity and tea room. and "anything I can do to help" ..an encouraging sign. If you can commit to being on the planning committee for the next 2 years (6 meetings) to help plan the next show, please let us know.

A final **THANK YOU** to all the members who volunteered to work the show. You all seemed to enjoy doing it, sometimes working with new people who you can now call by name. Without your donated hours we couldn't have done it!

Your Show Committee:

Secretary: Marie Biggar
Reed

Raffle Quilt Treasurer: Marilyn Sorochan
Sandi Kollman

Challenge Coordinator: Martha Schellingerhoud
Maureen Seller

Door Prize Coordinator: Naomi Babineau
Dimitropoulos

Tea Room Coordinator: Kathy Murphy & friends
Marilyn Sorochan

Volunteer Coordinators: Cindy Bartle & Shirley Feldman
Schillingerhoud & Betty Goulden

Chair: Fran Wachna

Show Treasurer: Sandra

Raffle Ticket Monitor:

Raffle Quilt Coordinator:

Publicity Head: Georgia

Vendor Contact/Arranger

Heartfelt Thanks

Marie Biggar's husband, Bob, generously gave of his time and woodworking talents to make the clothing stands used at the quilt show. They are collapsible for storage and have the RYQG names imbedded under the coats of urethane. They will get many years of use at meetings and future shows.

Many thanks to Marie and Bob for their good ideas and hard work.

Library

All library books must be returned at the May meeting. The library committee has to complete an inventory over the summer months.

If you are unable to attend the May meeting please call me to make arrangements to drop them off at my home .

Thank you, Jackie Andersen 905-841-3665

Display:

In May we are featuring antique quilts so bring along your pieces to share with the members. You may want to tell us something special about your treasure.

DVDs from our quilt show are available for sale for \$5.00 from Carole Lypaczewski at the May meeting.

Outreach

This kit contains a pattern and enough fabric to make a wonderful "Countryside Baskets and Vines" quilt top, as well as 8 spools of Mettler's silk thread. The draw will be held at our end of the year meeting in May.

Tickets for this kit will be sold at the May meeting for \$1.00 each, with the proceeds going back to the Outreach Program to purchase batting, etc.

So make sure you stop by the Block of the Month table to have a look at the kit and purchase your raffle tickets. You can purchase as many tickets as you like and remember the proceeds go back to benefit Outreach. This raffle is only open to members of our Guild. Good luck

Outreach Committee Report from Lyn Moore and Karen Rowe

It is hard to imagine two years have raced by since we began our term as co-chairs of the Outreach Program. We feel very rewarded by the work the guild has done to better the lives of so many people in need.

Many guild members deserve thanks for making the program a great success by creating quilts for the associations we support. One member, however, stands out for her dedication to our efforts—Terry Woodrow. Terry sorted fabric and helped create kits. She also spent countless hours sewing RYQG labels onto outreach quilts. We are truly grateful for her unselfish commitment of time and energy.

We promised a good draw prize to top off the year, and we hope you like this set of "Sulky" blendable quilt threads. With forty spools and a case to keep them sorted, this prize will keep you quilting for years to come. Good luck!

While our tenure is over, the work of the Outreach Program continues. The current economic situation likely will create even more demands on the associations we support. Please make an extra effort over the coming months to give back to our community by taking home one or two extra kits this summer. Your handiwork is a tangible way to help others who are less fortunate feel comforted and more secure as they face the challenges their lives may bring them.

BLOCK OF THE MONTH - May , 2009

Congratulations to Chris Oliver who was the lucky winner of 19 "Nine O'Clock" blocks at the April meeting.

The May block, which is our last block as the BOM Convenors, is a lovely block called "Twelve Triangles" (pattern was printed in the April newsletter). All 50 of the gorgeous blue fabric packages supplied by the Guild were snapped up and we are anxious to see what a wonderful display these blocks will make at the May meeting.

Remember, if you've taken a package of fabric and won't be able to make the block for the May meeting, please bring the fabric package back so the winner can have the fabric to use in her finished quilt.

We want to thank everyone who participated in Block of the Month over the last two years. You truly made our tenure as BOM Convenors a breeze and a whole lot of fun! Have a great summer everyone.

Elizabeth and Elaine

Your new Block of the Month coordinators will be **Irene Philp and Susan Sellers.**

September's block is a variation of the traditional Shoo Fly block which will come together as a soft and pretty flower garden for the lucky winner. The pattern is printed in this newsletter for you to construct over the summer. We've chosen pastels for the flower petals, which can be scrappy in the same colour, pastel green for the leaves and white for the background.

This block won't take long to whip up so we're looking forward to seeing a wall of flowers at September's meeting.

Have a great summer
Irene & Susan

Region of York Quilters Guild—Block of the Month
September, 2009—Shoo Fly Variation Block (10 ½" unfinished block)

Fabric Requirements:

Pastel Green (plain, tone on tone, or small print)


- Cut 2—5" squares

White (plain or tone on tone)

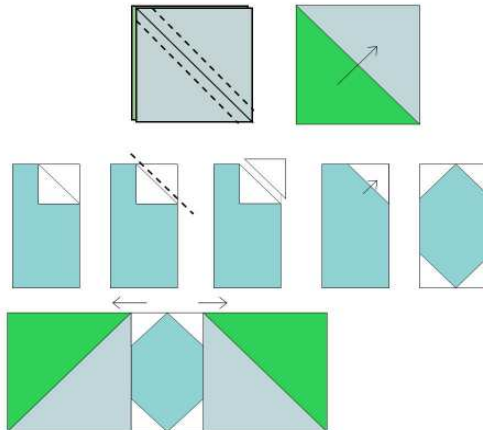
- Cut 1—2½" square
- Cut 16 —1½" squares

Assorted Pastel of one colour (plain, tone on tone, or small print); eg. blue, pink, yellow, purple, orange, rose

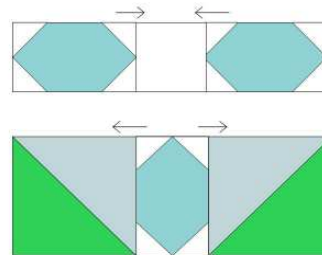
- Cut 2—5" squares
- Cut 4—2½" x 4½" rectangles

**Piecing the Block:****Step #1: Corner Units (Half Square Triangles):**

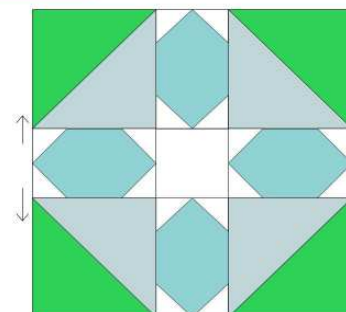
On the wrong side of the two 5" Pastel Green squares, draw a diagonal line from corner to corner. With right sides together, pair up the pastel colour 5" squares with the 5" green squares. On each set, sew ¼" on each side of the diagonally drawn lines. Cut apart on drawn lines. Press seams toward the pastel colour fabric. **Trim the resulting half square triangles to measure 4½" x 4½"**. Make four half square triangle units.

**Step #2: Quick Corner Units (double flying geese):**

On the wrong side of the sixteen white 1½" squares, draw a diagonal line from corner to corner. With right sides together, place a white square on a corner of a pastel colour 2½" x 4½" rectangle, adjusting the position of the marked line as per diagram. Stitch just a hair outside the drawn line (this allows for the fabric that will be folded back). Trim ¼" from the stitched line. Flip back and press outward. Repeat for each corner of the rectangle. Make four quick corner units.

**Step #3: Assembling the Block:**

Follow the block diagram to assemble the block, using four half square triangles, four quick corner units, and one white 2½" square. Assemble the blocks in horizontal rows, press the seams as indicated in the diagram. Sew the rows together, pressing the seams as indicated in the diagram. Your block should measure 10 ½" x 10 ½"



Workshop with Trudy Bickford

Prairie Claw workshop with Jody Barrows

Originator of the Square in a square technique. Book and ruler required. Picture and Quilt available at workshop Table.

Sunday, Sept. 20, 2009 at
Newmarket Community Centre, Hall 4
9 - 4 pm

Cost: \$50.00

If interested, sign up at workshop table or e-mail Trudy at tkb93@sympatico.ca and I will send you supply list.

Sashiko with Renske Helmuth

Using four traditional Japanese designs we will learn the running stitch used by the Japanese to get beautiful designs.

This is a hand work class and no sewing machine is required.

Saturday Oct. 3, 2009
Newmarket Community Centre, Hall 4
9 - 4 pm
Cost \$ 50.00

If interest you may sign up at the workshop table or e-mail Trudy at tkb93@sympatico.ca

